

STATISTIC FOR APRIL 2011

1 . Summary of services provided in myGov Portal.

NO	SERVICES	PREVIOUS YEAR 2010									YEAR 2011			
		Apr-10	May-10	Jun-10	Jul-10	Aug-10	Sep-10	Oct-10	Nov-10	Dec-10	Jan-11	Feb-11	Mar-11	Apr-11
1	Internal OnLine Services (Form Service)	49	49	49	49	49	49	49	49	49	49	49	49	49
2	External Online Services (Hyperlink)	1,345	1,352	1,401	1,404	1,432	1,436	1,220	1,220	1,226	1,236	1,243	1,266	1,276
3	Downloadable Form	3,146	3,156	3,130	3,187	3,062	3,085	2,517	2,519	2,519	2,514	2,511	2,516	2,542
4	myBayar	Service for myBayar is not recorded on 2010									321	321	321	321

Table 1 : Summary of Services

2. Detail of MyGovernment Internal Online Services

Below are the details of the total number of transaction by 11 Agencies that hosted in MyGovernment Portal for the month of March 2010 until March 2011.

NO	AGENCY	Apr-10	May-10	Jun-10	Jul-10	Aug-10	Sep-10	Oct-10	Nov-10	Dec-10	Jan-11	Feb-11	Mar-11	Apr-11
1	Suruhanjaya Syarikat Malaysia	17228	14324	17291	16636	13301	11258	13935	12740	13329	13526	11740	17592	16190
2	Kem. Perumahan Dan Kerajaan Tempatan Malaysia	691	595	1717	2806	652	560	615	1388	1725	1831	2191	1037	1930
3	Pihak Berkuasa Kemajuan Pekebun Kecil Perusahaan	0	1	0	0	0	0	0	0	0	0	0	0	0
4	Jabatan Keselamatan Dan Kesihatan Pekerjaan	0	0	0	1	0	0	0	0	1	2	0	0	0
5	Kementerian Sumbar Manusia	0	1	0	1	0	0	0	0	0	0	1	0	0
6	Jabatan Penerbangan Awam	0	0	0	0	0	0	0	0	0	0	0	0	0
7	Jabatan Pendaftaran Negara	0	3	1	0	2	2	0	1	1	1	0	0	0
8	Istana Budaya	0	0	0	0	0	0	0	0	0	0	0	0	0
9	Lembaga Tembakau Negara	0	0	0	0	0	0	0	0	0	0	0	0	0
10	Lembaga Kemajuan Wilayah Kedah (KEDA)	0	0	0	0	0	0	0	0	0	0	0	0	0
11	Lembaga Kemajuan Terengganu Tengah	0	0	0	0	0	0	0	0	0	0	0	0	0
TOTAL		17,919	14,924	19,009	19,444	13,955	11,820	14,550	14,129	15,056	15,360	13,932	18,629	18,120

Table 2 : Summary of Online Transaction

3. Summary of Online Services Hits (Internal Service)

FORM SERVICE	Apr-10	May-10	Jun-10	Jul-10	Aug-10	Sep-10	Oct-10	Nov-10	Dec-10	Jan-11	Feb-11	Mar-11	Apr-11
SURUHANJAYA SYARIKAT MALAYSIA													
SSM - Application for Business Name Approval (ROB)	5461	4712	6650	5681	4105	3524	4620	3938	4110	4121	3761	5799	5051
SSM - Application for Change of Company Name (ROC)	23	20	21	21	24	24	24	16	31	21	13	27	26
SSM - Application For Company Secretary's Licence (ROC)	0	0	1	0	0	0	0	0	1	1	1	0	0
SSM - Application for Incorporation of Local Company (ROC)	126	109	116	120	120	115	103	105	147	89	83	128	129
SSM - Application for Renewal of Business Registration (ROB)	633	616	539	641	514	474	479	472	566	565	601	814	676
SSM - Application For Renewal Of Company Secretary's Licence (ROC)	3	3	2	2	9	15	5	1	4	4	3	5	3
SSM - First Submission after Incorporation (ROC)	66	69	71	55	64	47	81	51	82	54	48	80	56
SSM - Notice Of Place Where Register Of Members And Index Kept, Or Of Change In That Place (ROC)	1	1	2	0	1	3	0	2	4	2	0	7	0

SSM - Notice Of Situation Of Registered Office And Of Office Hours And Particulars Of Changes (ROC)	253	91	50	36	163	89	60	65	81	55	36	112	48
SSM - Notification of Termination of Registered Business (ROB)	193	235	232	212	163	126	155	154	185	186	147	230	247
SSM - Online Business Updates (ROB)	628	542	625	557	507	427	505	455	485	559	427	634	566
SSM - Online Registration of Business (ROB)	2867	2395	3011	3108	2273	1957	2465	2325	2344	2424	2037	3143	2994
SSM - Request For Availability of Name (ROC)	1669	1475	1560	1635	1703	1568	1809	1831	1875	1780	1493	2180	2125
SSM - Return Giving Particulars In Register of Directors, Managers And Secretaries And Changes of Particulars (ROC)	131	129	125	182	163	157	138	157	173	131	98	151	146
SSM - Return Of Allotment Of Shares (ROC)	31	22	24	25	19	30	15	23	19	21	15	23	20
SSM - SSM Subscriber Registration	5029	3782	4084	3958	3162	2644	3343	2996	3107	3350	2906	4159	3984
SSM-Annual Return of a Company Having a Share Capital with Exempt Private	9	5	8	50	70	1	4	6	3	11	6	3	10

Certificate (ROC)													
SSM - Annual Return of a Company Having a Share Capital with Financial Statement (ROC)	105	118	116	353	241	57	129	143	112	153	65	97	109
KEMENTERIAN PERUMAHAN DAN KERAJAAN TEMPATAN													
KPKT - Developer's Registration	77	80	76	91	58	71	74	81	64	66	65	85	70
KPKT - Housing Developer's New Application for Advertisement and Sales Permit	143	120	129	113	104	137	132	139	124	124	98	167	135
KPKT - Housing Developer's New Application Form for License	142	86	93	112	91	110	130	124	107	103	82	148	128
KPKT - Housing Development Progress Report 7F	87	115	1211	2278	203	65	100	843	1235	1342	1740	383	1373
KPKT - Renewal of Advertisement and Sales Permit	192	148	165	171	166	148	156	163	155	159	163	213	178
KPKT - Renewal of Housing Development License	50	46	43	41	30	29	23	38	40	37	43	41	46

Table 3 : Detail of the Agencies Transaction

4. Top 10 Agency Hits (Internal Services)

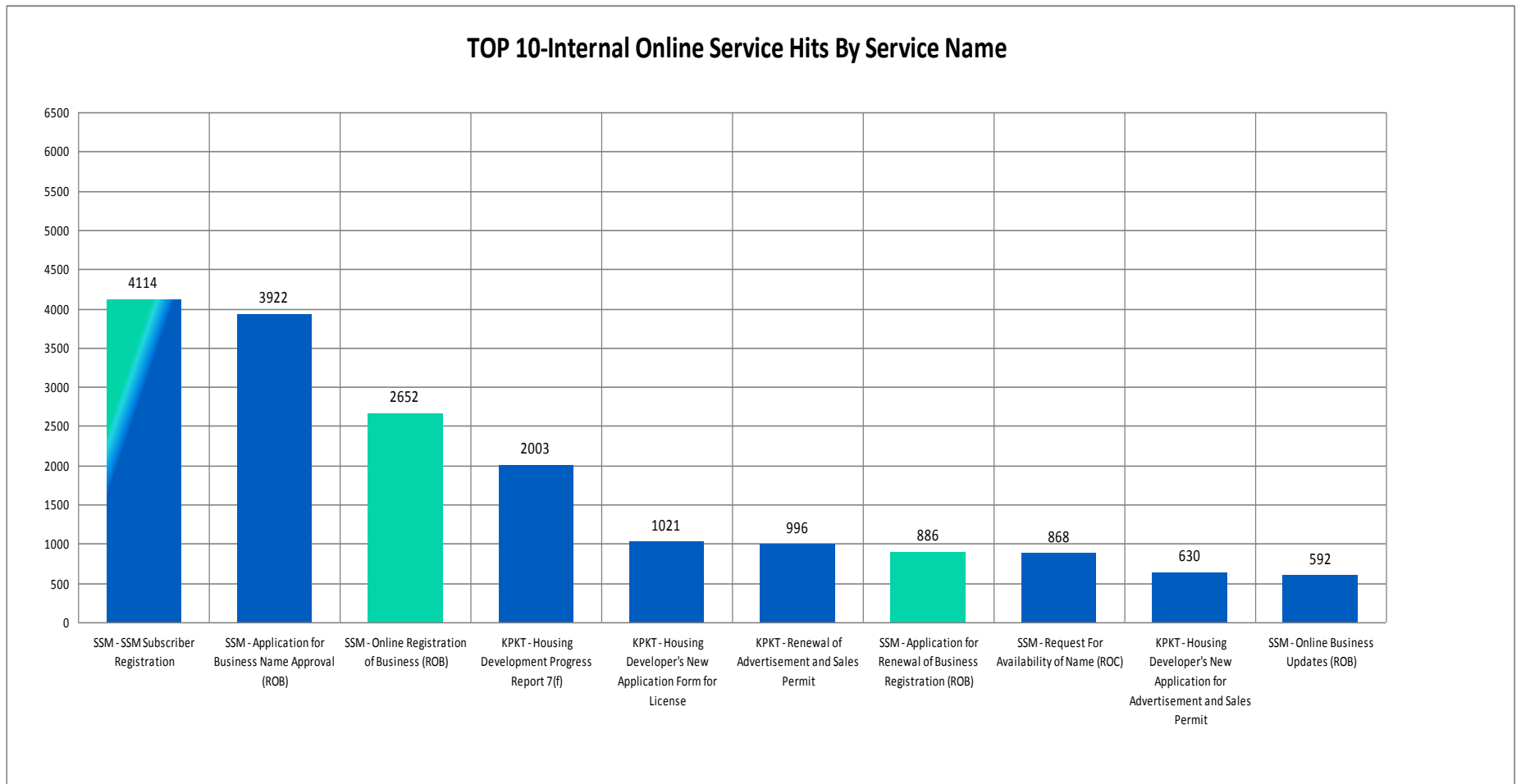


Figure 1 : Statistic of Online Services Hits (Internal)

5. Top 10 Agency Hits (External Online Services – Hyperlink)

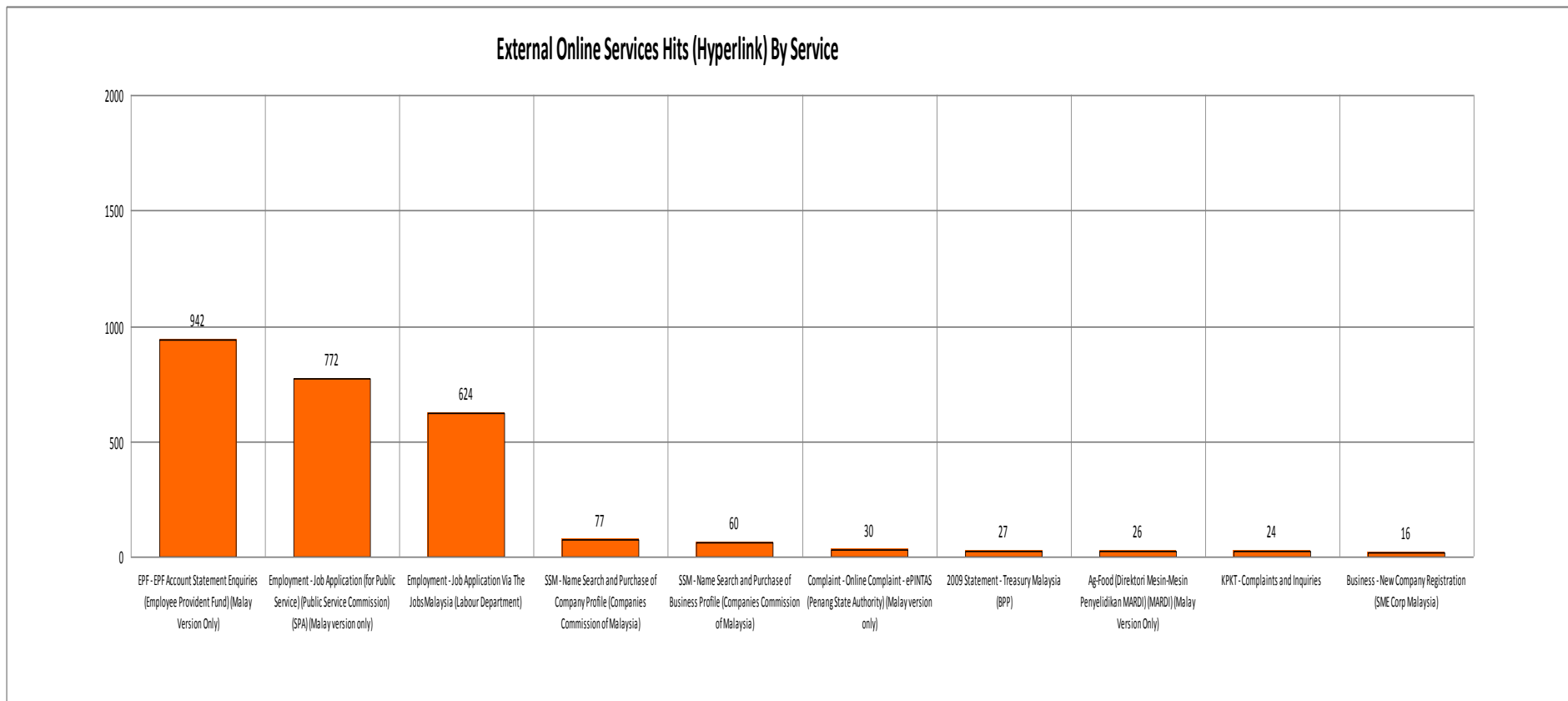


Figure 2 : Statistic of External Online Services Hits (Hyperlink)

6. Top 10 Agency Hits (Downloadable Form)

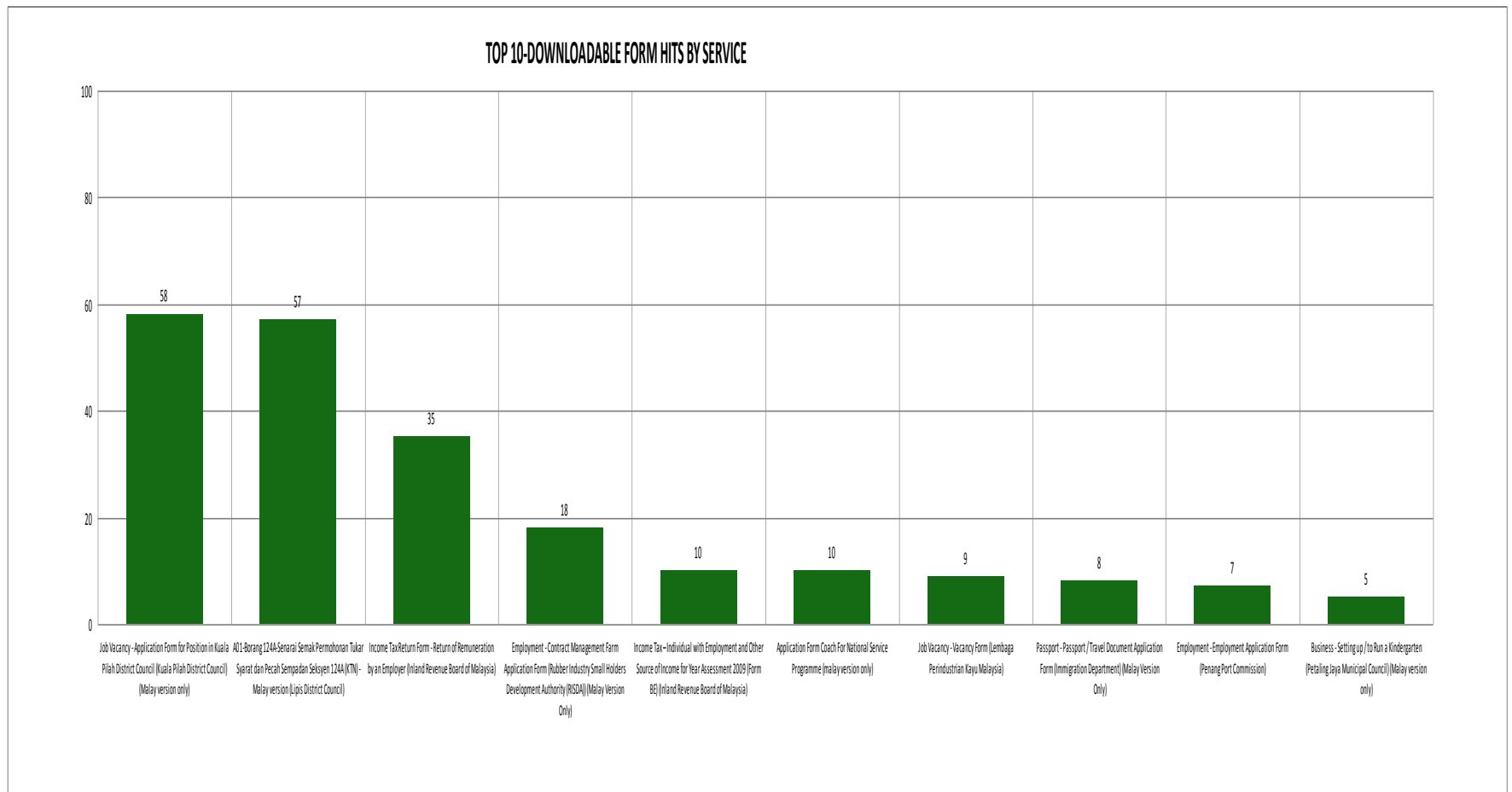


Figure 3 : Statistic of Downloadable Form