

## STATISTIC FOR AUGUST 2011

1 . Summary of services provided in myGov Portal.

NO.	SERVICES	10-Aug	10-Sep	10-Oct	10-Nov	10-Dec	11-Jan	11-Feb	11-Mar	11-Apr	11-May	11-Jun	11-Aug
1	Internal OnLine Services (Form Service)	49	49	49	49	49	49	49	49	49	49	49	49
2	External Online Services (Hyperlink)	1,432	1,436	1,220	1,220	1,226	1,236	1,243	1,266	1,276	1,275	1,276	1,278
3	Downloadable Form	3,062	3,085	2,517	2,519	2,519	2,514	2,511	2,516	2,542	2,510	2,510	2,510
4	myBayar	-	-	-	-	-	321	321	321	321	321	321	321

**Table 1 : Summary of Services**

2. Detail of MyGovernment Internal Online Services

Below are the details of the total number of transaction by 11 Agencies that hosted in MyGovernment Portal for the month of August 2010 until August 2011.

NO	AGENCY	Aug-10	Sep-10	Oct-10	Nov-10	Dec-10	Jan-11	Feb-11	Mar-11	Apr-11	May-11	Jun-11	Jul-11	Aug-11
1	Suruhanjaya Syarikat Malaysia	13301	11258	13935	12740	13329	13526	11740	17592	16190	15808	15765	16014	13369
2	Kem. Perumahan Dan Kerajaan Tempatan Malaysia	652	560	615	1388	1725	1831	2191	1037	1930	2498	705	1958	2465
3	Pihak Berkuasa Kemajuan Pekebun Kecil Perusahaan	0	0	0	0	0	0	0	0	0	0	0	0	0
4	Jabatan Keselamatan Dan Kesihatan Pekerjaan	0	0	0	0	1	2	0	0	0	0	6	0	0
5	Kementerian Sumbar Manusia	0	0	0	0	0	0	1	0	0	0	0	0	0
6	Jabatan Penerbangan Awam	0	0	0	0	0	0	0	0	0	0	0	0	0
7	Jabatan Pendaftaran Negara	2	2	0	1	1	1	0	0	0	0	14	11	9
8	Istana Budaya	0	0	0	0	0	0	0	0	0	0	0	0	0
9	Lembaga Tembakau Negara	0	0	0	0	0	0	0	0	0	0	0	0	0
10	Lembaga Kemajuan Wilayah Kedah (KEDA)	0	0	0	0	0	0	0	0	0	0	0	0	0
11	Lembaga Kemajuan Terengganu Tengah	0	0	0	0	0	0	0	0	0	0	0	0	0
<b>TOTAL</b>		<b>13,955</b>	<b>11,820</b>	<b>14,550</b>	<b>14,129</b>	<b>15,056</b>	<b>15,360</b>	<b>13,932</b>	<b>18,629</b>	<b>18,120</b>	<b>18,308</b>	<b>16,490</b>	<b>17,983</b>	<b>15,843</b>

**Table 2 : Summary of Online Transaction**

### 3. Summary of Online Services Hits (Internal Service)

FORM SERVICE	Aug-10	Sep-10	Oct-10	Nov-10	Dec-10	Jan-11	Feb-11	Mar-11	Apr-11	May-11	Jun-11	Jul-11	Aug-11
<b>SURUHANJAYA SYARIKAT MALAYSIA</b>													
SSM - Annual Return of a Company Having a Share Capital with Financial Statement (ROC)	241	57	129	143	112	153	65	97	109	86	98	359	260
SSM - Application for Business Name Approval (ROB)	4105	3524	4620	3938	4110	4121	3761	5799	5051	4969	4980	4708	3817
SSM - Application for Change of Company Name (ROC)	24	24	24	16	31	21	13	27	26	15	26	30	21
SSM - Application For Company Secretary's Licence (ROC)	0	0	0	0	1	1	1	0	0	0	0	0	0
SSM - Application for Incorporation of Local Company (ROC)	120	115	103	105	147	89	83	128	129	144	100	126	126
SSM - Application for Renewal of Business Registration (ROB)	514	474	479	472	566	565	601	814	676	660	597	767	551

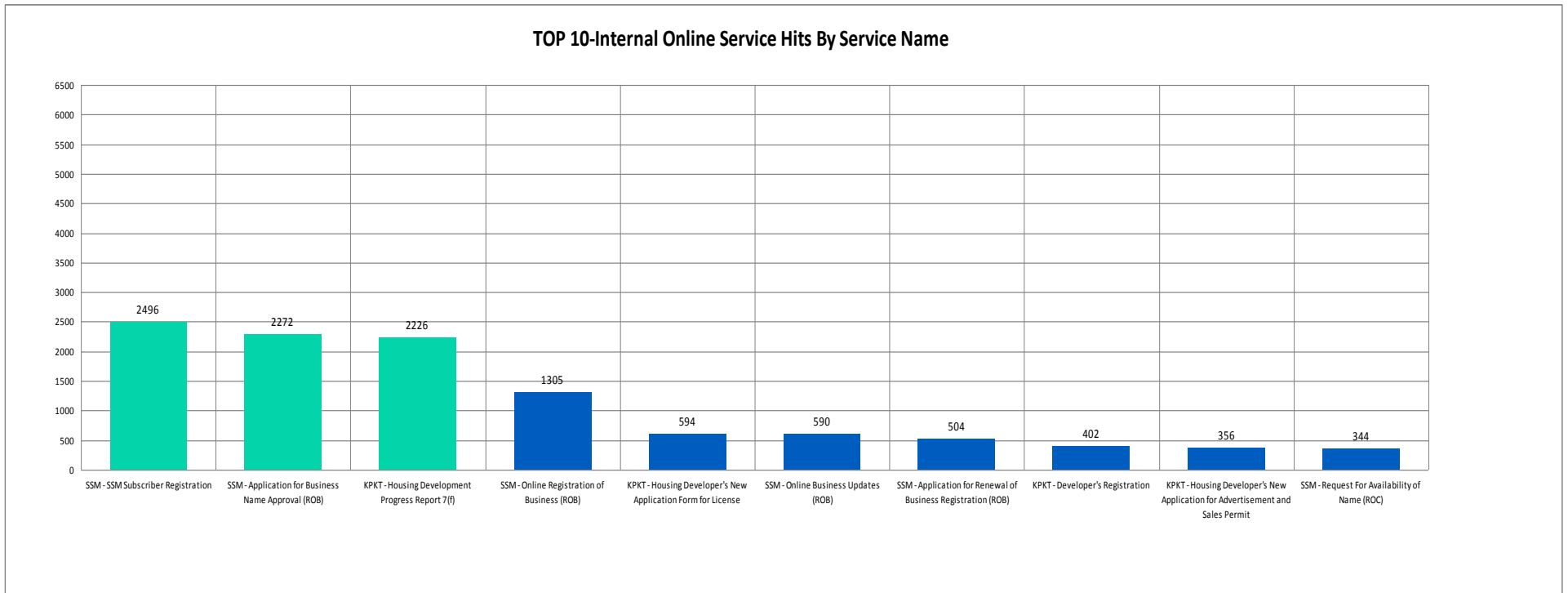
SSM - Application For Renewal Of Company Secretary's Licence (ROC)	9	15	5	1	4	4	3	5	3	5	4	8	2
SSM - First Submission after Incorporation (ROC)	64	47	81	51	82	54	48	80	56	81	62	65	77
SSM - Notice Of Place Where Register Of Members And Index Kept, Or Of Change In That Place (ROC)	1	3	0	2	4	2	0	7	0	2	2	4	2
SSM - Notice Of Situation Of Registered Office And Of Office Hours And Particulars Of Changes (ROC)	163	89	60	65	81	55	36	112	48	55	63	62	67
SSM - Notification of Termination of Registered Business (ROB)	163	126	155	154	185	186	147	230	247	202	223	212	187
SSM - Online Business Updates (ROB)	507	427	505	455	485	559	427	634	566	553	583	562	519

SSM - Online Registration of Business (ROB)	2273	1957	2465	2325	2344	2424	2037	3143	2994	2927	3000	2875	2413
SSM - Request For Availability of Name (ROC)	1703	1568	1809	1831	1875	1780	1493	2180	2125	2237	2176	2395	2101
SSM - Return Giving Particulars In Register of Directors, Managers And Secretaries And Changes of Particulars (ROC)	163	157	138	157	173	131	98	151	146	137	155	189	147
SSM - Return Of Allotment Of Shares (ROC)	19	30	15	23	19	21	15	23	20	18	19	27	22
SSM - SSM Subscriber Registration	3162	2644	3343	2996	3107	3350	2906	4159	3984	3714	3670	3592	3026
SSM-Annual Return of a Company Having a Share Capital with Exempt Private Certificate (ROC)	70	1	4	6	3	11	6	3	10	3	7	33	31

<b>KEMENTERIAN PERUMAHAN DAN KERAJAAN TEMPATAN</b>													
KPKT - Developer's Registration	58	71	74	81	64	66	65	85	70	63	78	56	72
KPKT - Housing Developer's New Application for Advertisement and Sales Permit	104	137	132	139	124	124	98	167	135	152	158	110	118
KPKT - Housing Developer's New Application Form for License	91	110	130	124	107	103	82	148	128	126	116	108	97
KPKT - Housing Development Progress Report 7F	203	65	100	843	1235	1342	1740	383	1373	1945	174	1487	1977
KPKT - Renewal of Advertisement and Sales Permit	166	148	156	163	155	159	163	213	178	172	141	156	170
KPKT - Renewal of Housing Development License	30	29	23	38	40	37	43	41	46	40	38	41	31

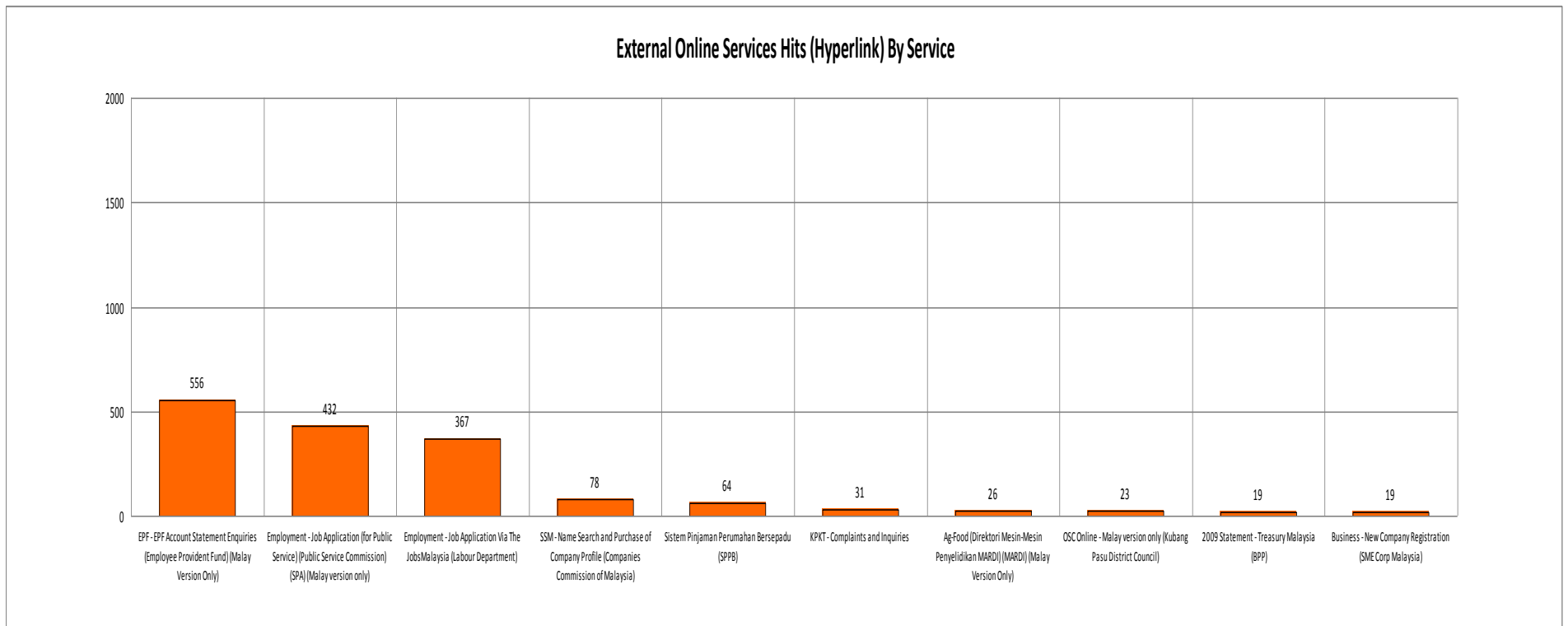
**Table 3 : Detail of the Agencies Transaction**

#### 4. Top 10 Agency Hits (Internal Services)



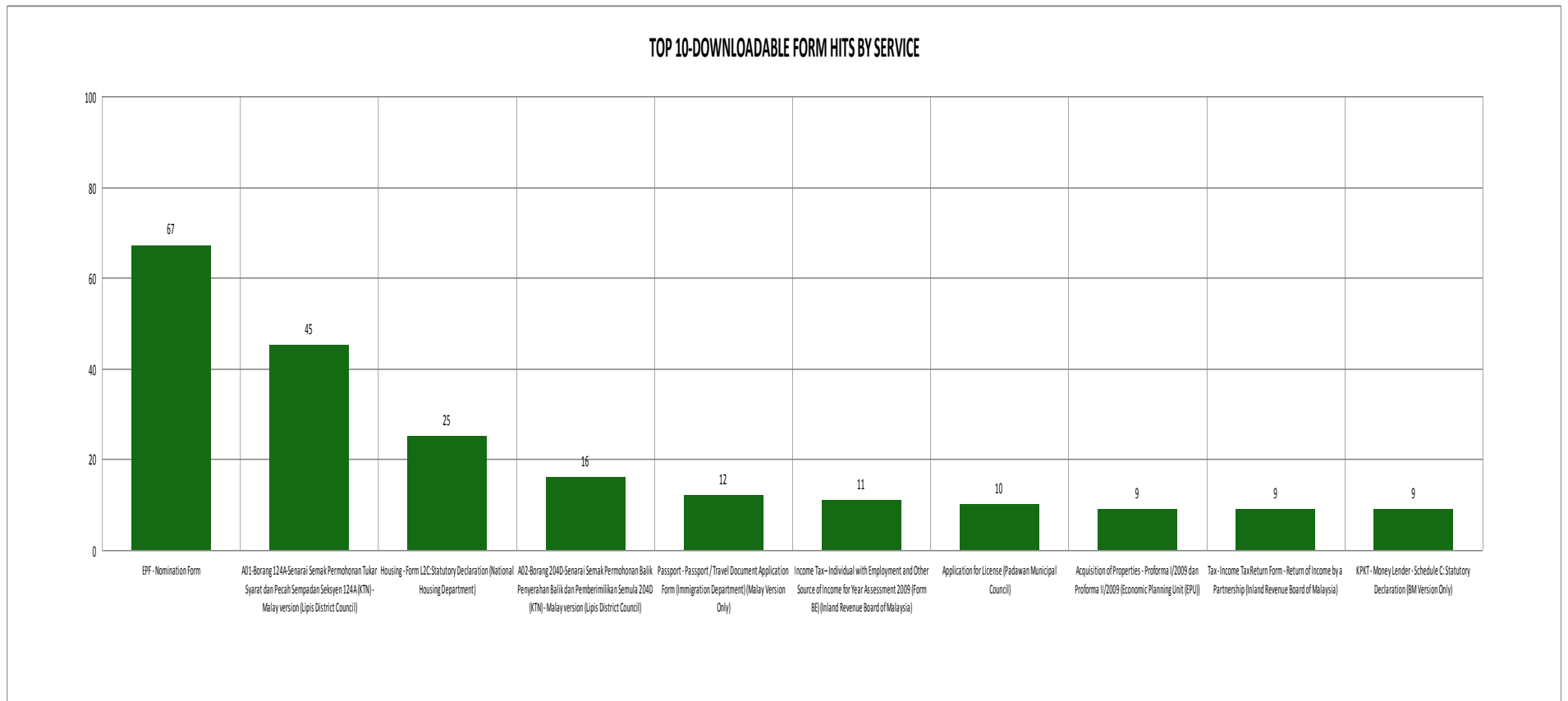
**Figure 1 : Statistic of Online Services Hits (Internal)**

## 5. Top 10 Agency Hits (External Online Services – Hyperlink)



**Figure 2 : Statistic of External Online Services Hits (Hyperlink)**

## 6. Top 10 Agency Hits (Downloadable Form)



**Figure 3 : Statistic of Downloadable Form**